



# *A Look at BLUEcloud Analytics for EOS.Web*

Daniel Fitzenz | Trainer III



# *What is BC Analytics?*

- BCA: BLUECloud Analytics
- BLUE: Best Library User Experience
- Cloud: You know what this means. BCA is on our hosted servers.
- It is our next generation report application and is built using MicroStrategy technology.



# *What is BC Analytics?*



In other words...

- A reporting application for exploring your library data.
- Report outputs: data grids, pie charts, bar charts, heat maps, etc.
- Dashboards are for combining multiple reports into one view.
- Variety of output and scheduling options.

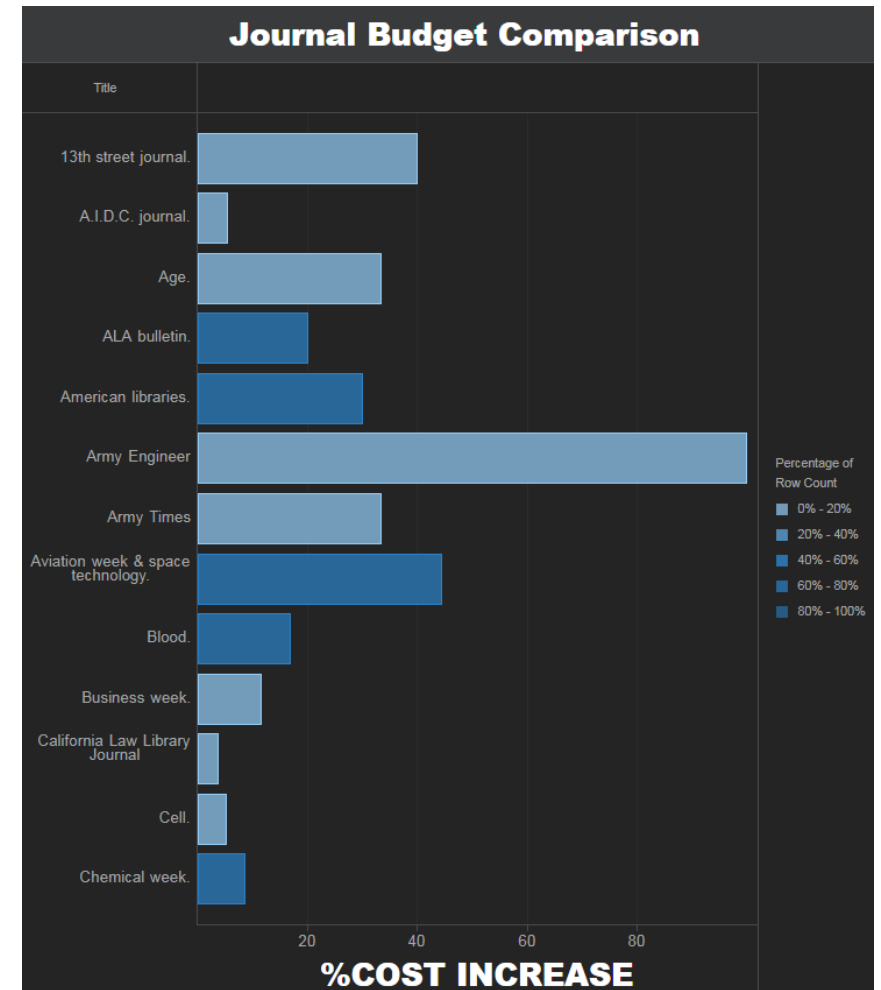


# What is BC Analytics?

There are 2 basic report types:

- Reports (grid look) 
- Dashboard (graphic look) 

Journal Budget Comparison					
Title	Copy Number	Holding Location	Previous Cost	Acquisition Cost	% Cost Increase
13th street journal.	1	Main Library	\$5.00	\$7.00	40
A.I.D.C. journal.	1	Main Library	\$19.00	\$20.00	5
Age.	1	San Diego	\$30.00	\$40.00	33
ALA bulletin.	1	San Diego	\$10.00	\$12.00	20
	2	San Diego	\$10.00	\$10.00	0
American libraries.	1	San Diego	\$20.00	\$23.00	15
	2	San Diego	\$20.00	\$23.00	15
Army Engineer	1	Main Library	\$10.00	\$20.00	100
Army Times	1	San Diego	\$15.00	\$20.00	33
Audio-digest. Internal medicine..	1	Los Angeles	\$100.00	\$100.00	0
Aviation week & space technology.	1	Main Library	\$45.00	\$55.00	22
	2	San Diego	\$45.00	\$55.00	22
Blood.	1	San Diego	\$120.00	\$130.00	8
	2	Los Angeles	\$120.00	\$130.00	8
BNA Daily Tax Report	1	Online	\$500.00	\$500.00	0
Business week.	1	Main Library	\$35.00	\$39.00	11
California Law Library Journal	1	Main Library	\$140.00	\$145.00	4
Carolina Verdict Reporter [electronic resource]	1	Online	\$300.00	\$300.00	0
Cell.	1	Los Angeles	\$200.00	\$210.00	5
Chemical week.	1	San Diego	\$95.00	\$99.00	4
	2	New York	\$95.00	\$99.00	4



# Add External Data

File from Disk



Database




BI Tools




Clipboard



Hadoop



Salesforce Reports



Dropbox



Facebook




Twitter




Google Drive



Google Analytics



Google BigQuery



Sample Files




Search Engine Indices



OLAP




MicroStrategy Datasets



Data from URL



Public Data



*Import data fields  
and organize them  
the way you want.*

DATA SETS

All

EBSCO 2017 data

In memory

- Database
- Platform
- Publisher
- User Activity
- Apr-2017
- Feb-2017
- Jan-2017
- Jul-2017
- Jun-2017
- Mar-2017
- May-2017
- Reporting Perio...
- Row Count

Database Activity			
Database	Jul-2017	Jun-2017	May-2017
Research Starters	3616	4536	4593
JSTOR Journals	1892	2327	2332
Complementary Index	1876	2310	2285
CogPrints	1875	2299	2282
Supplemental Index	1875	2304	2285
Digital Access to Scholarship at Harvard (DASH)	1866	2304	2284
Directory of Open Access Journals	1866	2308	2330
BioOne Online Journals	1865	2297	2282
Government Printing Office Catalog	1856	2296	2274
Hoover's Company Profiles	1856	2295	2270
OAPEN Library	1855	2299	2314
arXiv	1854	2294	2271
Center for Research Libraries	1854	2297	2272
LUNA Commons	1854	2296	2271
Academic Search Complete	1853	2328	2357
Business Source Complete	1850	2315	2290
Academic OneFile	1848	2314	2279
CINAHL Complete	1845	2309	2272
MEDLINE Complete	1844	2314	2274
Project MUSE	1838	2320	2318
PsycARTICLES	1837	2308	2273
NewsBank	1835	2307	2261
Regional Business News	1835	2307	2263
ERIC	1830	2297	2274
Alexander Street Press	1829	2308	2263
General OneFile	1825	2299	2271
ScienceDirect	1814	2303	2270
Harvard Library Bibliographic Dataset	1811	2296	2259



**Daniel Fitz-Enz**

Trainer III

[daniel.fitzenz@sirsidynix.com](mailto:daniel.fitzenz@sirsidynix.com)

## *More Resources*

Inquires contact your  
EOS sales representative.



*Thank You!*

